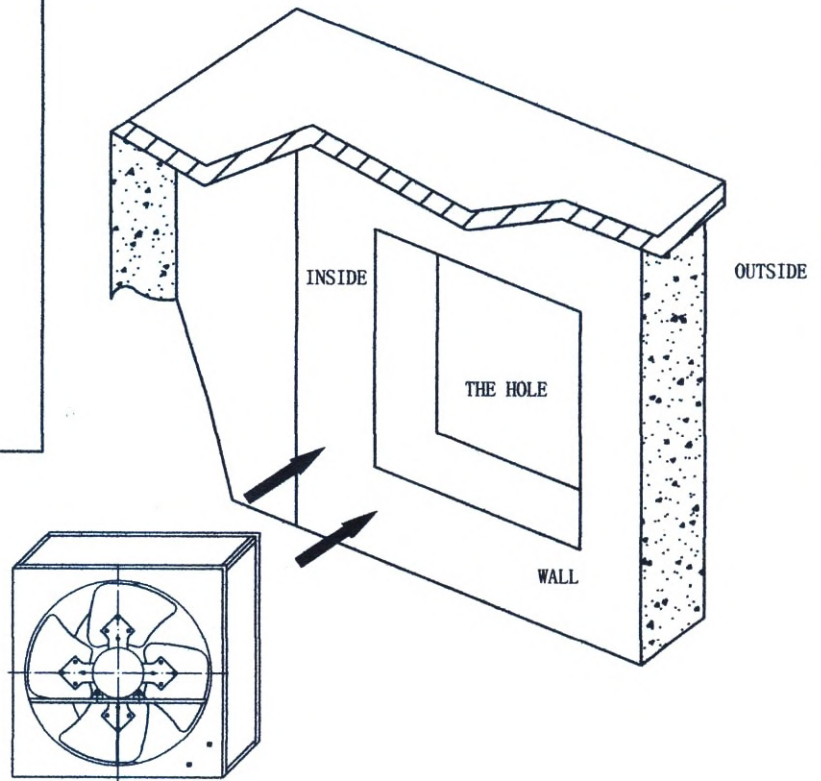
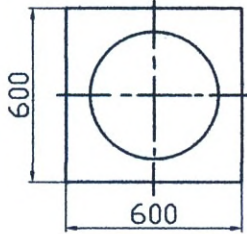


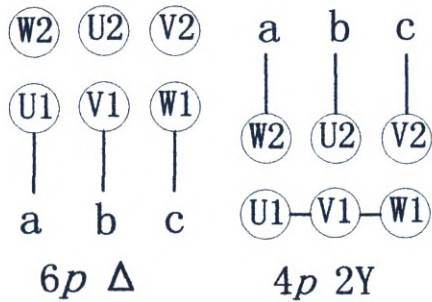
THE MEASUREMENTS OF HOLE IN THE WALL



INSTALLATION

1. The distance between grounding and circular ventilating fan is more than 2.3m.
2. Make a hole in the wall, and fit the circular ventilating fan into it.
3. Fill the interspace between the circular ventilating fan and the wall with cement and others.
4. When used in power supply, the socket should meet the IEC335-1 standard. When power supply is from the direct charging, a polarity switch should be installed with contact gap not less than 3mm on the charging line.

WIRING DIAGRAM



IDENTIFICATION OF PARTS

